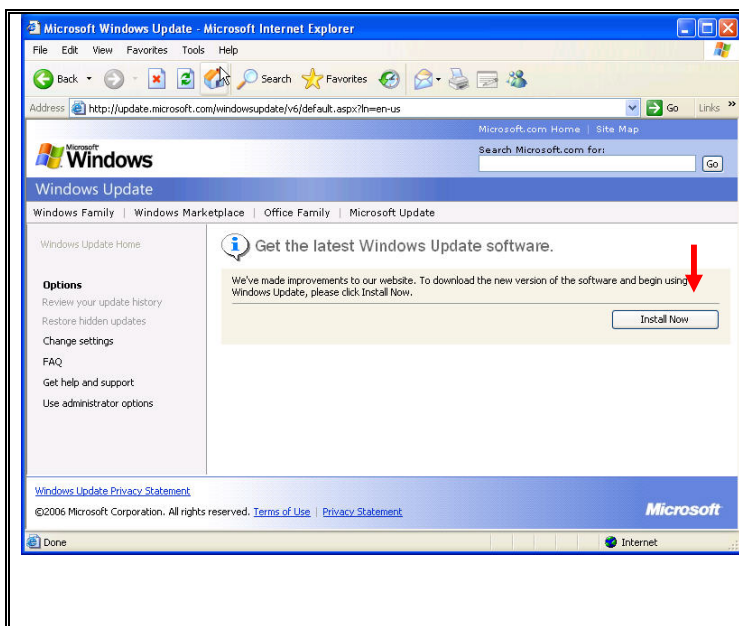


How to install Bluetooth Stack Enhanced Windows XP 64 Bit

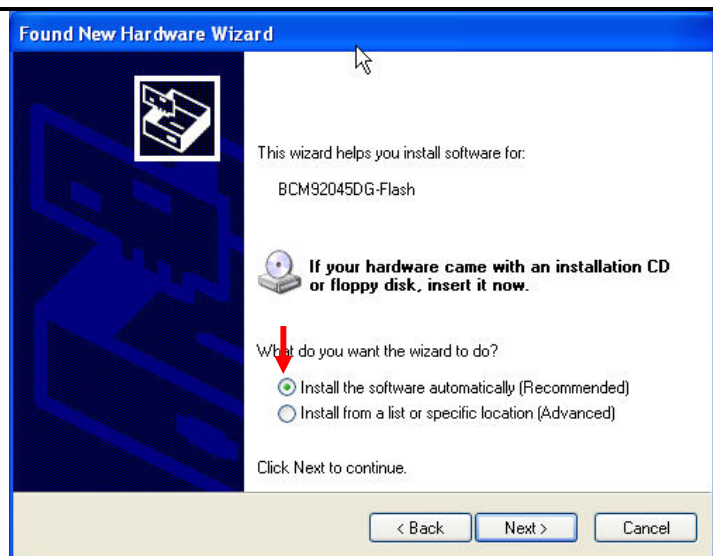


Before to install driver, please make sure that your Windows XP 64Bit has updated this patch file: (If not, please go to windows update website and update it first.). Press **[Install Now]** button.



Plug **MSI Starkey 2.0 3X Faster** or **MSI BToes 2.0 3X Faster** in your PC, select **"Yes, this time only"** and press **[Next]** button.

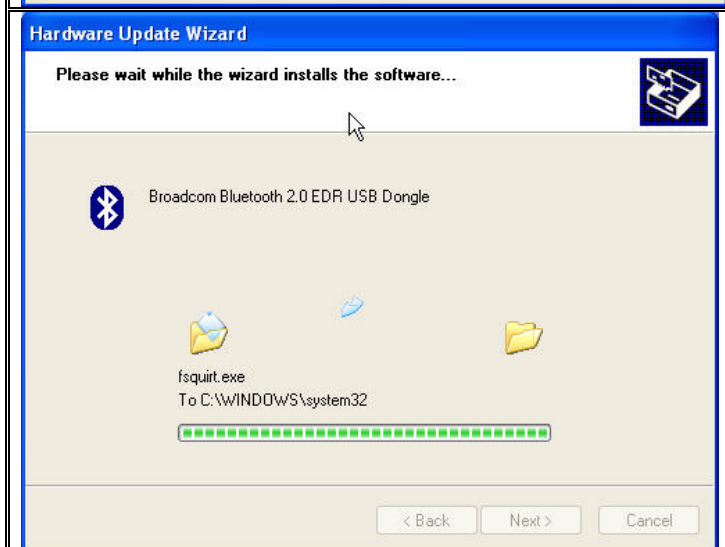
Note: Before do this, please connect to Internet first.



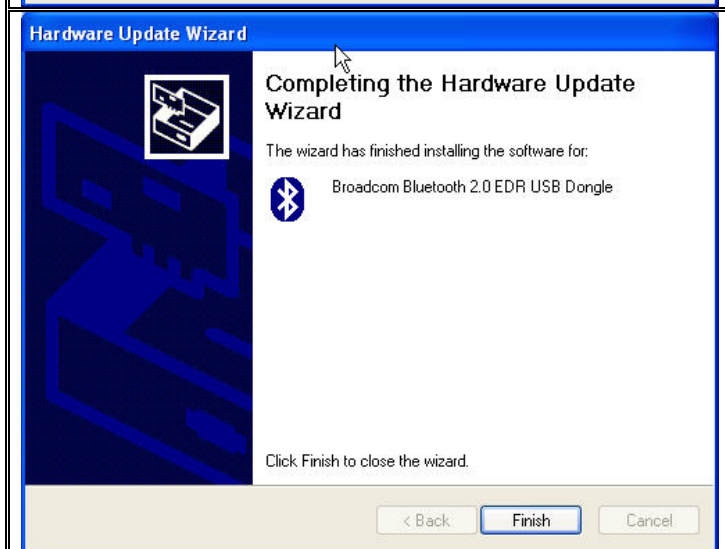
In this page, select **"Install the software automatically"**, and press **[Next]** button.



The Windows XP will automatically connect to Internet to find the device. (Please wait a moment)



When the Windows XP has found the device, it will show "**Broadcom Bluetooth 2.0 EDR USB Dongle**", please wait for installing the driver.



(5) In This page, Windows XP has successfully installed the device, please press **[Finish] button**.